

Lehigh

RS-96C

This guide displays the various mechanical components and motors.

Electrical Color Guide show proper connections to the specific outlet.

Failure to plug components to the proper outlet will result in product failure.



Components Guide

Lehigh

RS-96C

Rear





Coal-Trol Remote

Control Panel



Follow the Color Coded Bands on the Power Cord and Fan Set into the proper outlets on the Control Module.




NOTE: The Color Coded Bands are attached to the Power Cords

Stoker Push Plate

AC Power Pack/
Stoker

Combustion Blower

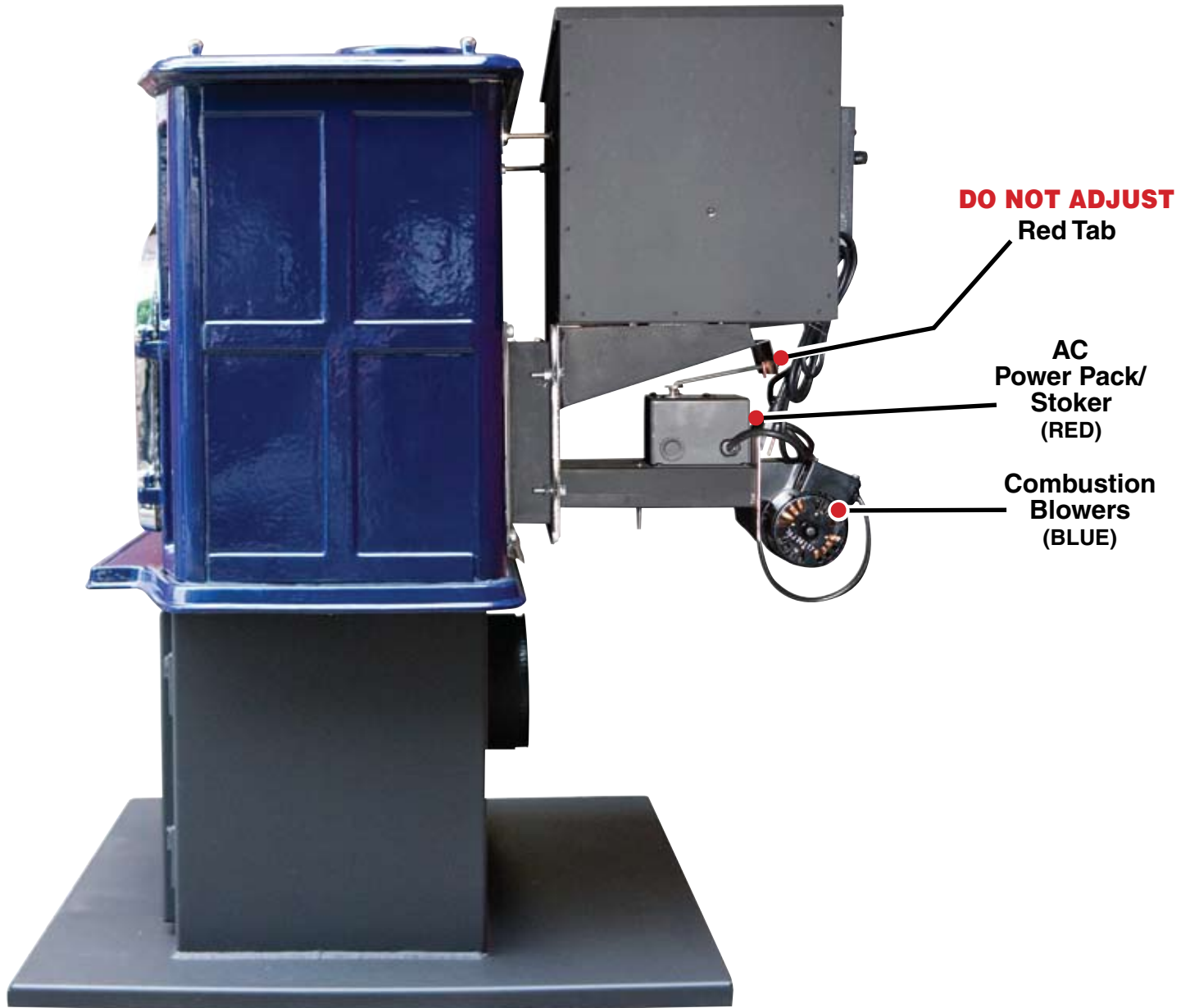
Convection Blower



Lehigh

RS-96C

Right Side



Reading Stove Company